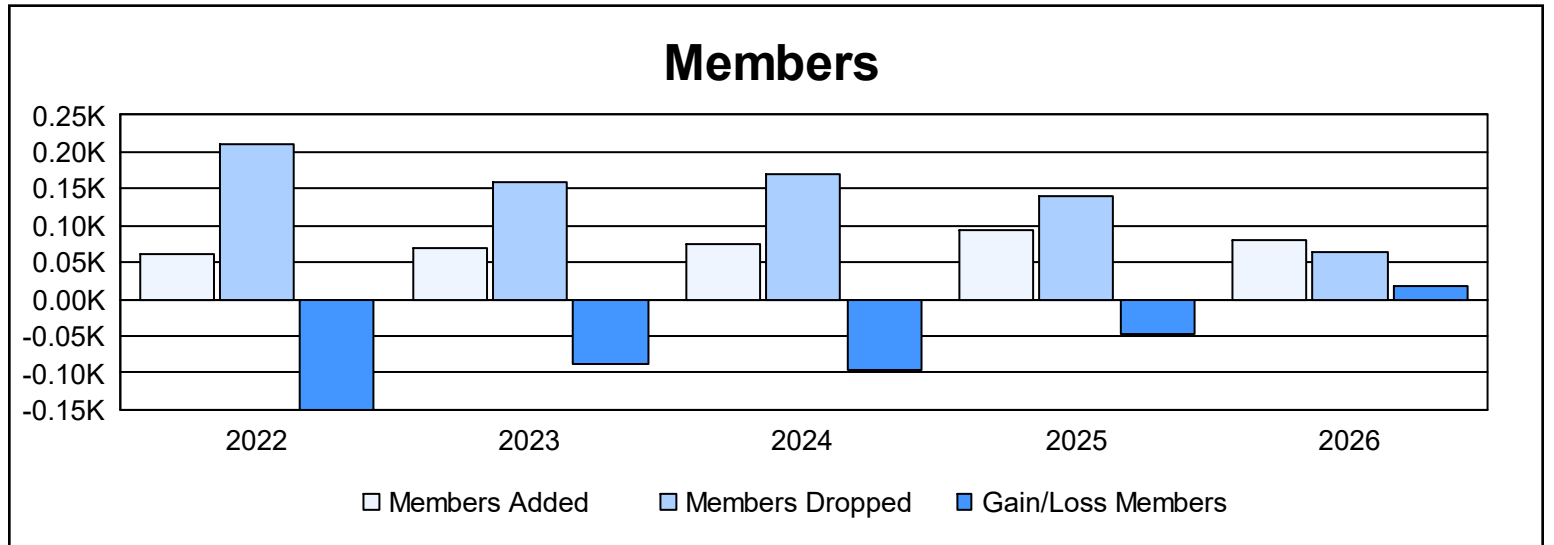
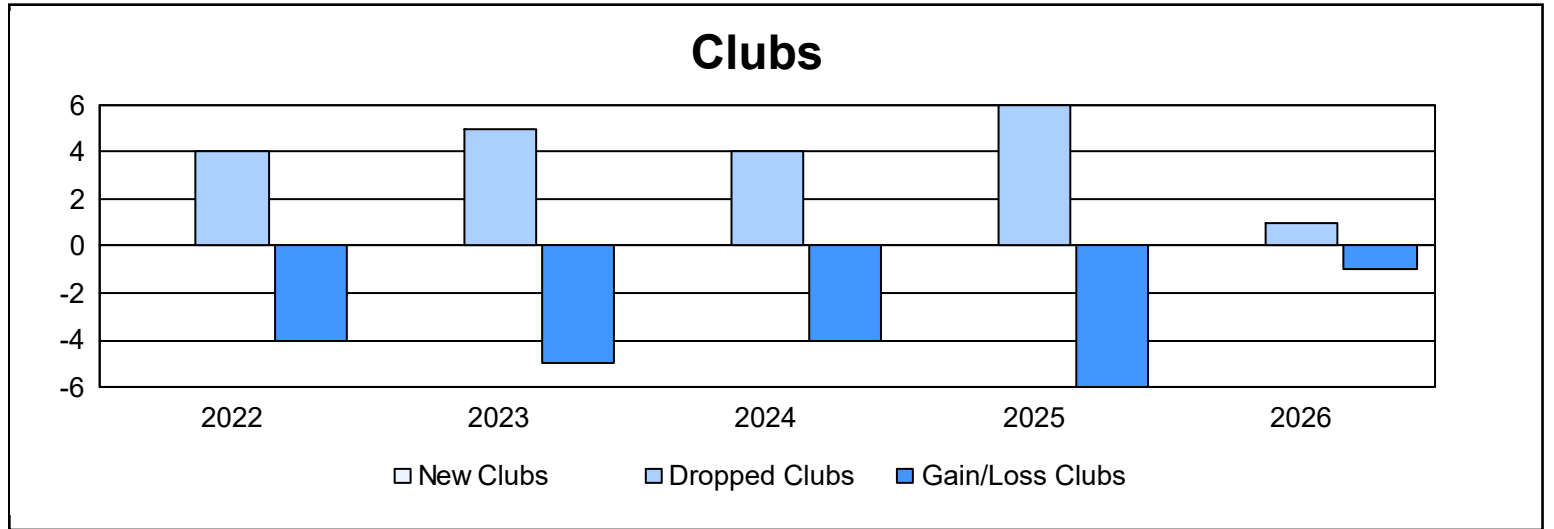
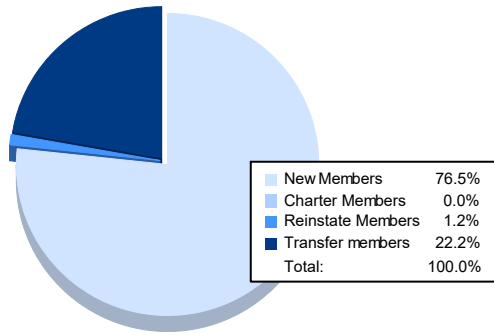


| Year | New Clubs | Dropped Clubs | Gain/ Loss Clubs | New Members | Charter Members | Reinstate Members | Transfer Members | Total Member Added | Total Members Dropped | Gain/ Loss Members |
|----------------|-----------|---------------|------------------|-------------|-----------------|-------------------|------------------|--------------------|-----------------------|--------------------|
| 2021-2022 | 0 | 4 | -4 | 55 | 1 | 1 | 3 | 60 | 210 | -150 |
| 2022-2023 | 0 | 5 | -5 | 59 | 0 | 4 | 6 | 69 | 158 | -89 |
| 2023-2024 | 0 | 4 | -4 | 69 | 0 | 2 | 4 | 75 | 170 | -95 |
| 2024-2025 | 0 | 6 | -6 | 56 | 0 | 28 | 9 | 93 | 140 | -47 |
| 2025-2026 | 0 | 1 | -1 | 62 | 0 | 1 | 18 | 81 | 64 | 17 |
| Average | 0 | 4 | -4 | 60 | 0 | 7 | 8 | 76 | 148 | -73 |



Membership Composition April 2026 Cumulative



Gender Composition April 2026 Cumulative

